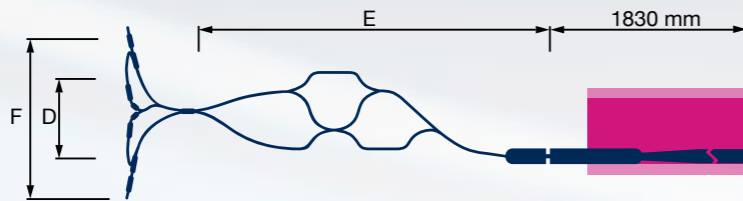
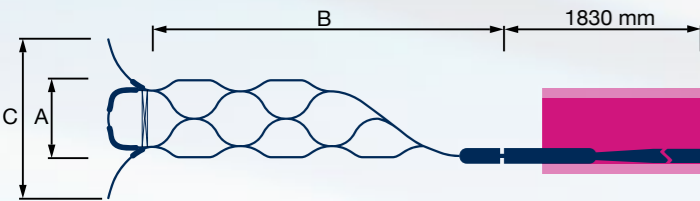


Specifications



pCONUS
Bifurcation Aneurysm Implant

phenox



pCONUS 1*

Shorter shaft

REF	Shaft diameter A [mm]	Shaft length B [mm]	Crown diameter C [mm]	Vessel diameter [mm]
PCON-4-20-5-F	4	20	5	2.5-3.7
PCON-4-20-6-F	4	20	6	2.5-3.7
PCON-4-20-8-F	4	20	8	2.5-3.7
PCON-4-20-10-F	4	20	10	2.5-3.7
PCON-4-20-12-F	4	20	12	2.5-3.7
PCON-4-20-15-F	4	20	15	2.5-3.7

Longer shaft

REF	Shaft diameter A [mm]	Shaft length B [mm]	Crown diameter C [mm]	Vessel diameter [mm]
PCON-4-25-5-F	4	25	5	2.5-3.7
PCON-4-25-6-F	4	25	6	2.5-3.7
PCON-4-25-8-F	4	25	8	2.5-3.7
PCON-4-25-10-F	4	25	10	2.5-3.7
PCON-4-25-12-F	4	25	12	2.5-3.7
PCON-4-25-15-F	4	25	15	2.5-3.7

pCONUS 1 mini

REF	Shaft diameter A [mm]	Shaft length B [mm]	Crown diameter C [mm]	Vessel diameter [mm]
PCON-3-20-4-F	3	20	4	2.2-2.7

pCONUS 2

REF	Shaft diameter D [mm]	Shaft length E [mm]	Crown diameter F [mm]	Vessel diameter [mm]
PCON2-4-15-5	4	15	5	2.5-3.7
PCON2-4-15-6	4	15	6	2.5-3.7
PCON2-4-15-7	4	15	7	2.5-3.7
PCON2-4-15-8	4	15	8	2.5-3.7
PCON2-4-15-10	4	15	10	2.5-3.7
PCON2-4-15-12	4	15	12	2.5-3.7
PCON2-4-15-15	4	15	15	2.5-3.7

See the pCONUS 1 in action




See the pCONUS 2 in action



*pCONUS 1 is also available without nylon net upon request.

For the treatment of wide neck aneurysms.
Making the complex simple and safe.

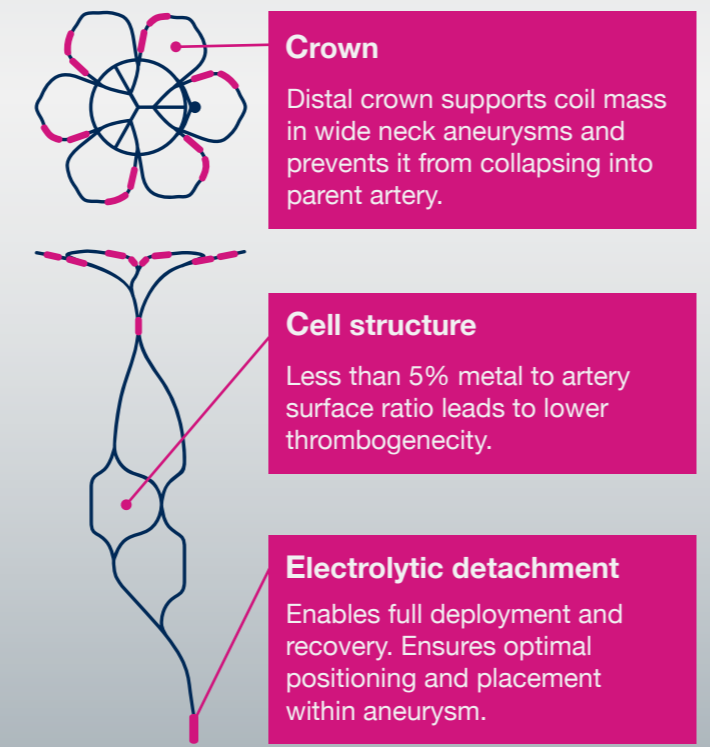


Key features

- Shorter shaft provides reliable stability
- Stent-like structure for secure anchoring and long-term stability
- Complete deployment and recoverability ensures optimal placement
- Distal Crown & petals providing bridging structure at the level of the neck
- Easy to pass through crown with a microcatheter for coiling
- Electrolytic detachment via a new proprietary process
- Compatible with a 0.021" ID microcatheter

Stability

The **pCONUS** Bifurcation Aneurysm Implant is a new category of intraluminal device intended to treat complex, wide neck intracranial bifurcation aneurysms. It is designed to support the coil mass at the level of the neck of those aneurysms that cannot be easily coiled or surgically treated.



The pCONUS concept

Simplicity

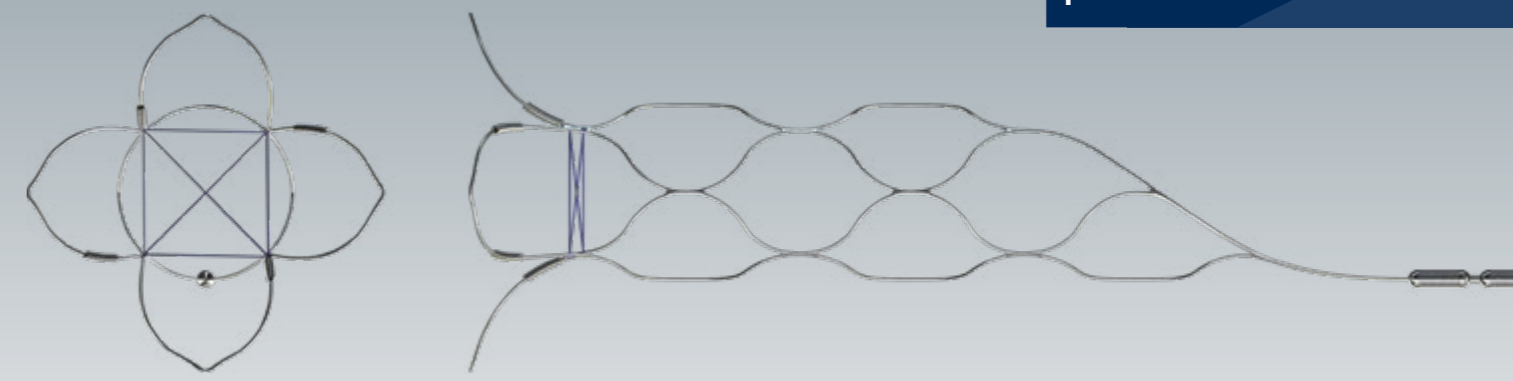
pCONUS provides significantly less metal within the bifurcation and no metal in efferent vessels.



Y-stenting technique with two stents


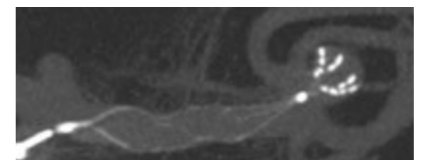


pCONUS 1 as single device



Evolution of the pCONUS concept

- Less metal in parent vessel** Shorter shaft provides reliable stability
- Optimized neck coverage** Two additional petals for an umbrella-like coverage of the aneurysm neck
- Improved flexibility** Articulation zone between shaft and crown allows greater movement of the crown in all directions
- Enhanced visibility** Longer radiopaque markers along each of the petals reaching up to the distal end of the device, one additional marker proximal to the shaft and one at the articulation zone



The **pCONUS 1** and **pCONUS 2** Bifurcation Aneurysm Implants have received the CE Mark (CE 0297). They are not approved for sale nor are they available for sale or use in the United States.